

Halloween



An updated version of our Socially Distanced Halloween activity pack.

Now includes party games, recipes and some new activities.

Our super spooky glow in the dark Halloween badges and our super funky stripey border badges are available from

www.toastedmarshmallowsoutshop.com

Party Games

• Dookin for apples

- A classic that everyone knows how to play. Fill a bucket full of apples and water and make the kids take turns to try and catch an apple with their mouth. Remember - no hands. Don't want to a bucket full of face paint? Use forks instead to drop in and stab an apple.

• Feely bags

- Put something in a bag then child has to guess what it is by feeling. You could use anything, but things that may feel gross to touch are the best for Halloween!

• Doughnut on a string

- Similar to dookin for apples, tie some donuts from strings so that they are dangling from the ceiling (or a height). Blindfold the little ones and watch as they try to catch a donut with their teeth - without using their hands.

• Toilet paper mummys

- This one can get a little messy - and we recommend you buy some cheap toilet roll. Pair the little ones up and give them sixty seconds on the clock. One partner must cover the other from head to toe in toilet roll until they look like a mummy.

• Musical monsters

- Musical statues but strike a monster pose when the music stops!

• Treacle Scones

- The idea is to take bites out of treacle-covered scones that are dangling above you on pieces of string, the first to eat all of their sticky scone is the winner! These days this game is commonly played with ring doughnuts, purely because they are easier to tie up with string, and they make a lot less mess!

• Pin the wart on the witch

- A Halloween version of Pin the Tail on the Donkey. Simply pin a picture of a witch up on the wall, blindfold the party goers and make them take it in turn to try and pin a giant wart on the witch's nose.

• Frankenstein bowling

- All you need is nine empty cans. You can paint them with different monster faces and stack them up like bowling pins. Then, using a tennis ball (or another small, soft ball), the kids can bowl to see who knocks down the most cans.

• Pumpkin patch stomp

- Blow up a load of orange balloons then the kids stomp on the pumpkin to burst it. Can be made into a competition or a relay.

• Pass it on ghost story


- Chinese whispers with a ghost story!

• Newspaper bat races

- Cut out bat shapes from old newspapers. Then use the rest of the newspaper to waft the bat along for a race. Great for relays.

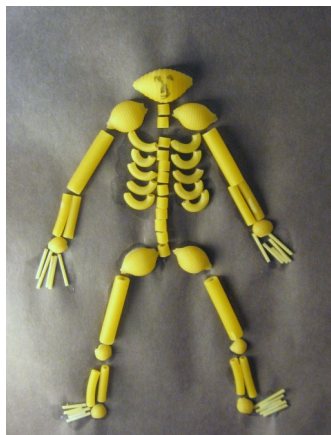
Recipes

- **Eyeball Pasta** - <https://www.bbcgoodfood.com/recipes/eyeball-pasta>
- **Healthy Halloween Nachos** - <https://www.bbcgoodfood.com/recipes/healthy-halloween-nachos>
- **Halloween Pizzas** - <https://www.bbcgoodfood.com/recipes/healthy-halloween-pizzas>
- **Pumpkin Pancakes** - <https://www.bbcgoodfood.com/recipes/healthy-pumpkin-pancakes>
- **Witches Brew** - <https://www.bbcgoodfood.com/recipes/witches-brew-pea-bacon-chowder>
- **Halloween Stuffed Peppers** - <https://www.bbcgoodfood.com/recipes/healthy-halloween-stuffed-peppers>
- **Halloween Slash Cake** - <https://www.bbcgoodfood.com/recipes/halloween-slash-cake>
- **Halloween Cupcakes** - <https://www.bbcgoodfood.com/recipes/halloween-cupcakes>
- **Halloween Brownies** - <https://www.bbcgoodfood.com/recipes/halloween-brownies>
- **Chocolate Bat Biscuits** - <https://www.bbcgoodfood.com/recipes/chocolate-bat-biscuits>



Indoors

- ♦ Have a home decorating competition—get participants to decorate a window, door, room at their house.
- ♦ Make your own Halloween Pinata.
- ♦ Have a zoom spooky story telling session.
- ♦ Have a zoom costume party.
- ♦ Make some Halloween crafts.
- ♦ Have a zoom escape room session whilst dressed up.
 - ♦ A Hogwarts virtual escape room can be found here— <https://sites.google.com/view/ptpl-virtual-escape-rooms/home>
- ♦ Have a zoom murder mystery evening.
- ♦ Have a zoom lantern making/carving party.
- ♦ Have a pumpkin/lantern making competition. Try making a traditional one from a turnip.
- ♦ Make pasta skeletons.



- ♦ Make Halloween themed treats.
- ♦ Bake a Halloween themed cake.
 - ♦ Why not do a bake off challenge at the same time?



- ♦ Make skeleton balloons.
- ♦ Scary movie gogglebox.
 - ♦ Watch a scary movie and have everyone logged into zoom at the same time. Watch everyone's reactions to the scary bits. Optional—record it and edit everything together to make a short video.
- ♦ Monster charades.
 - ♦ Each participant acts/mimes a monster, whilst everyone guesses who/what it is.
- ♦ Spooky circle storytelling.
- ♦ Doughnuts on a string.
- ♦ Celebrate Halloween around the world from home. Day of the Dead in Mexico is shortly after Halloween.




- ♦ Upcycle your recycling into Halloween decorations.
- ♦ Don't waste your pumpkin. Make pumpkin soup or pumpkin pie.
- ♦ Write your own spooky ghost story.



Outdoors

- ♦ Go on a Halloween decoration spotting drive / walk / cycle.
- ♦ Organise a Halloween window letter hunt.
- ♦ Play Halloween bingo.
- ♦ Have a Halloween scavenger hunt.
- ♦ Ghost / Boo someone.
 - ♦ Drop off some Halloween treats to a friend or relative without them knowing its from you.
 - ♦ You could also organise a drop off to a food bank.
- ♦ Glow stick dance off.
 - ♦ Get a pile of glow sticks and tape. Get the participants to tape the glow sticks to themselves to turn themselves into a stick person / skeleton.



- ♦ Halloween themed Monopoly run.
- ♦ A spooky walk in the woods at night.
- ♦ Organise a Halloween themed trail for everyone in your group. You can even extend it to get the whole community involved.
 - ♦ Collect addresses of everyone who will carve a pumpkin / decorate their house.
 - ♦ Make a map a few days before the event.
 - ♦ Get participants to dress up for walking around.
 - ♦ Get participants to take photos.
 - ♦ You may want to have prizes for best costume, photo, decorations.